

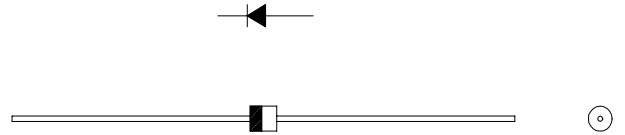
DIODE Type : 10EDB20

1A 200V Tj =150 °C

OUTLINE DRAWING

FEATURES

- * Miniature Size
- * Low Forward Voltage drop
- * Low Reverse Leakage Current
- * High Surge Capability
- * 26mm and 52mm Inside Tape Spacing Package Available



Maximum Ratings

Approx Net Weight:0.17g

Rating	Symbol	10EDB20			Unit	
Repetitive Peak Reverse Voltage	V_{RRM}	200			V	
Average Rectified Output Current	I_O	50Hz Half Sine Wave Resistive Load	Ta=39°C *1	1.0	A	
			Ta=26°C *2	0.9		
RMS Forward Current	$I_{F(RMS)}$	1.57			A	
Surge Forward Current	I_{FSM}	50Hz Half Sine Wave,1cycle, Non-repetitive			45	A
Operating JunctionTemperature Range	T_{jw}	- 40 to + 150			°C	
Storage Temperature Range	T_{stg}	- 40 to + 150			°C	

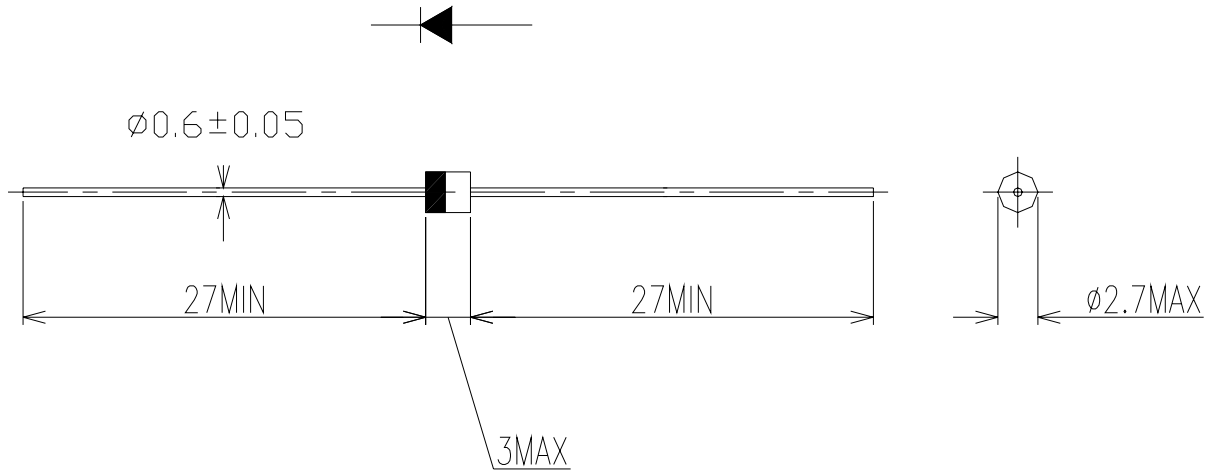
Electrical • Thermal Characteristics

Characteristics	Symbol	Conditions	Min.	Typ.	Max.	Unit
Peak Reverse Current	I_{RM}	Tj= 25°C, $V_{RM}= V_{RRM}$	-	-	10	μA
Peak Forward Voltage	V_{FM}	Tj= 25°C, $I_{FM}= 1.0A$	-	-	1.0	V
Thermal Resistance	Rth(j-a)	Junction to P.C. Board mounted*1	-	-	110	°C/W
		Ambient Without Fin *2	-	-	140	

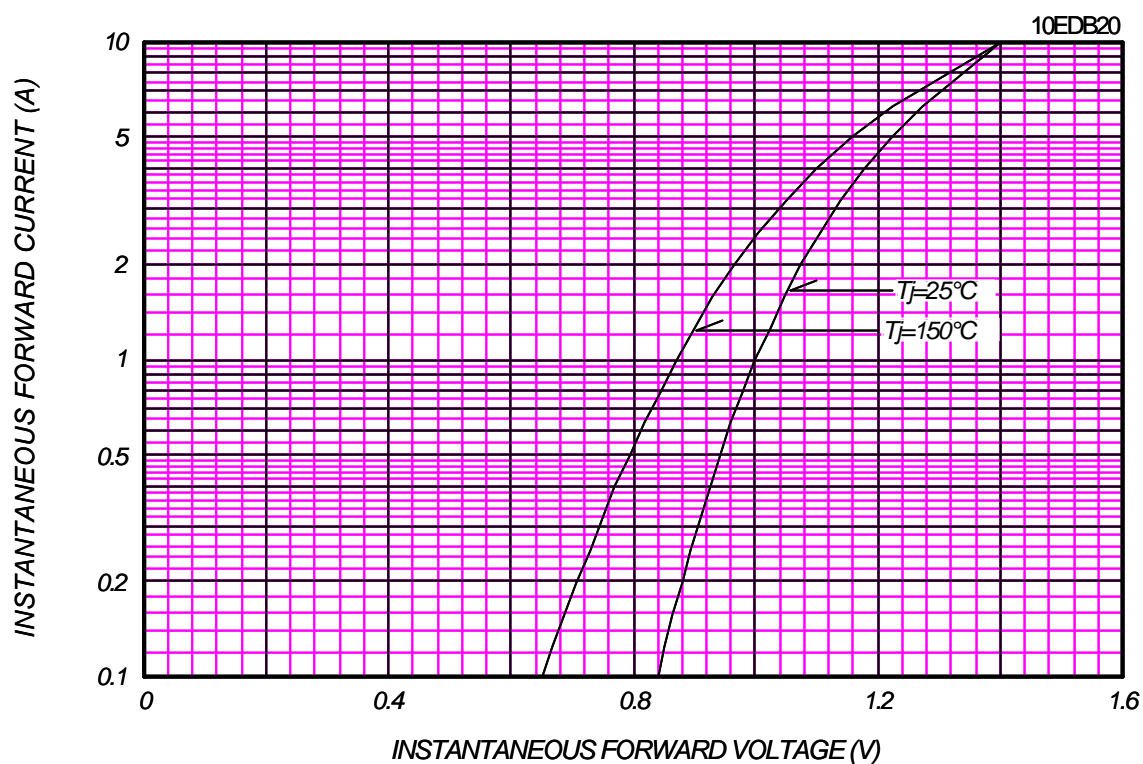
*1: P.C. Board mounted (L=3mm, Print Land=5 x 5mm, Both Sides)

*2: Without Fin or P.C. Board mounted

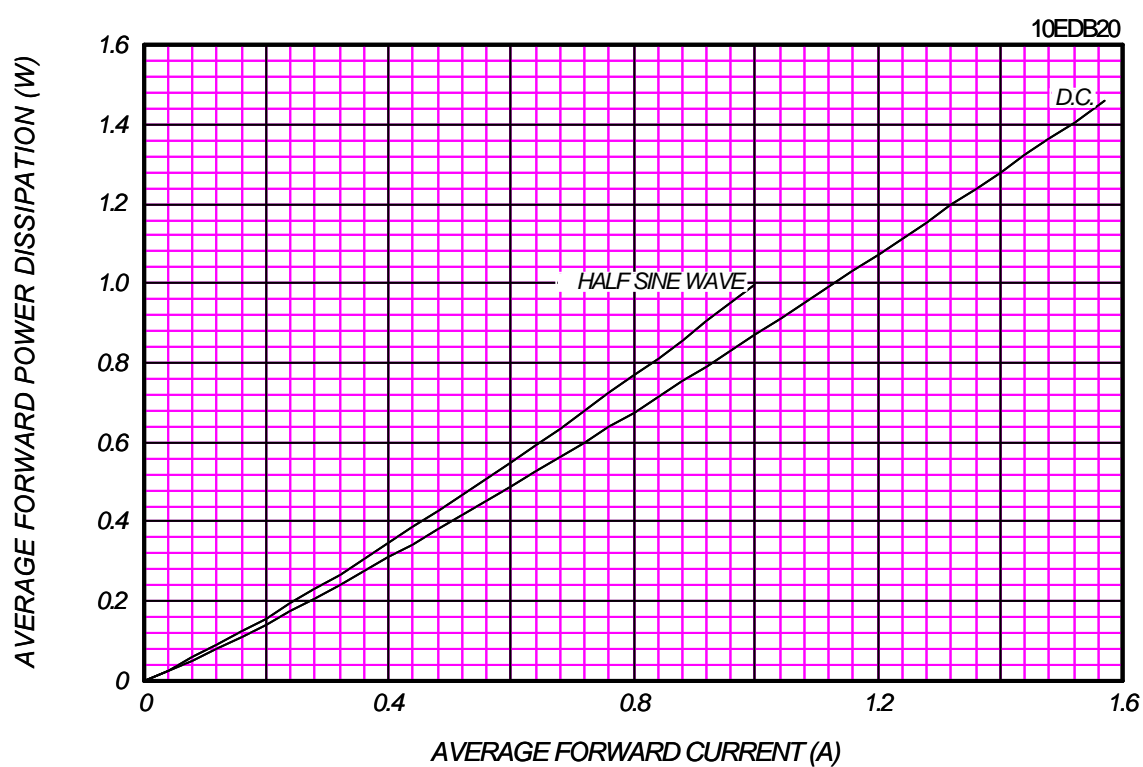
10EDB OUTLINE DRAWING (Dimensions in mm)



FORWARD CURRENT VS. VOLTAGE



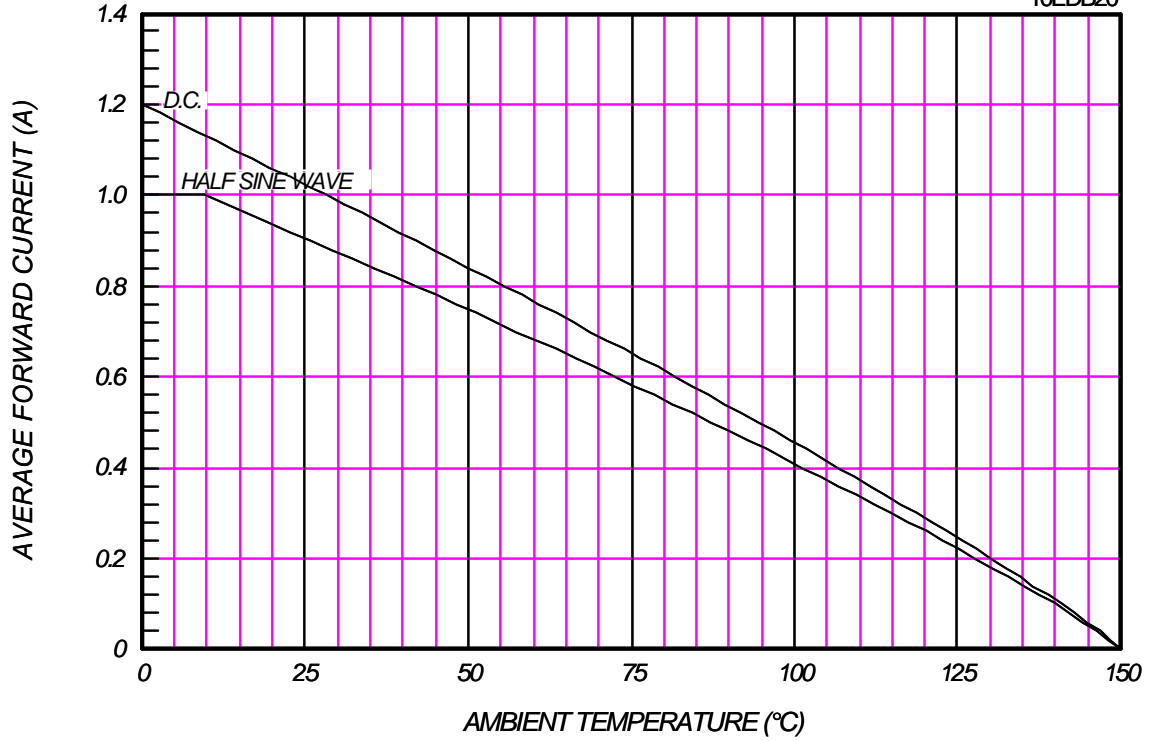
AVERAGE FORWARD POWER DISSIPATION



AVERAGE FORWARD CURRENT VS. AMBIENT TEMPERATURE

Without Fin or P.C. Board

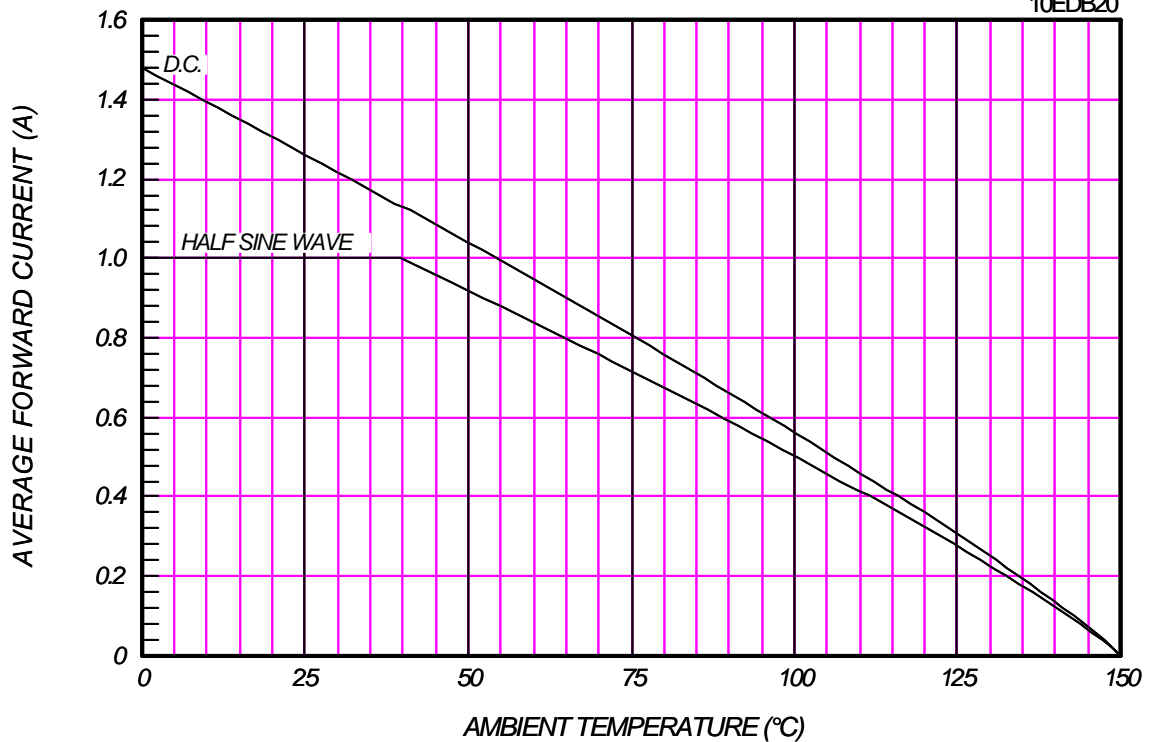
10EDB20



AVERAGE FORWARD CURRENT VS. AMBIENT TEMPERATURE

P.C. Board mounted (L=3mm,Print Land=5x5mm,Both Sides))

10EDB20



SURGE CURRENT RATINGS

f=50Hz, Half Sine Wave, Non-Repetitive, No Load

10EDB20

